



VL-GD001 (option)



VL-G201



**Tough
Outside**

Built tough to resist attacks



Door station

Microphone

Ringer button

Speakerphone

Water drain hole



Withstands external impact **A rugged metal body**

Potential intruders will have a tough time tampering with this rugged metal body. For further resistance, we used special screws that are extremely difficult to remove. Choose either Brass or silver. With its solid appearance, the outside unit makes a good match with both traditional brick exteriors and more contemporary metal doors. And the body features a waterproof structure, so you can install it anywhere outdoors.

•Brass



•Silver



Lights up at night **Illuminated button**

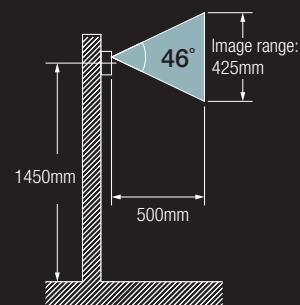
The ringer illuminates at night, making it easier for guests to find while also lending an attractive look to your doorway. When a visitor presses the button, a chime tone sounds at the indoor color monitor unit.



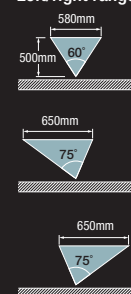
Adjust to doorway shape **Camera angle control**

You get a clear view of visitors at your door thanks to a camera that sweeps over a range of 425 mm up and down and 650 mm side to side. The camera's side-to-side aim range can be adjusted to fit installation conditions.

Upper/lower range



Left/right range



Tender but tough protection

A sure, convenient way to protect home and family



Panasonic introduces an innovative new system for protecting your home from intruders. Combining video and intercom functions, this system lets you see and speak with visitors before opening the door.

The outdoor unit is made of a strong metal and equipped with features designed to resist tampering. The indoor color monitor offers a host of functions that make it easy for you and family members to see who's outside.

With Panasonic's advanced new video intercom systems, protecting loved ones has never been easier.



Selecting the system that's right for you

The Panasonic video intercom solution:
Tough, Convenient, Expandable

Needs

Security

I need effective protection for my home and family.



Toughness

It is a system tough enough to withstand attempts to break it.

Solutions

Comfort

It has to be easy enough for everyday use.



Convenient functions

It let you control everything from indoors.

Future Enhancements

I may want to add on new functions later.

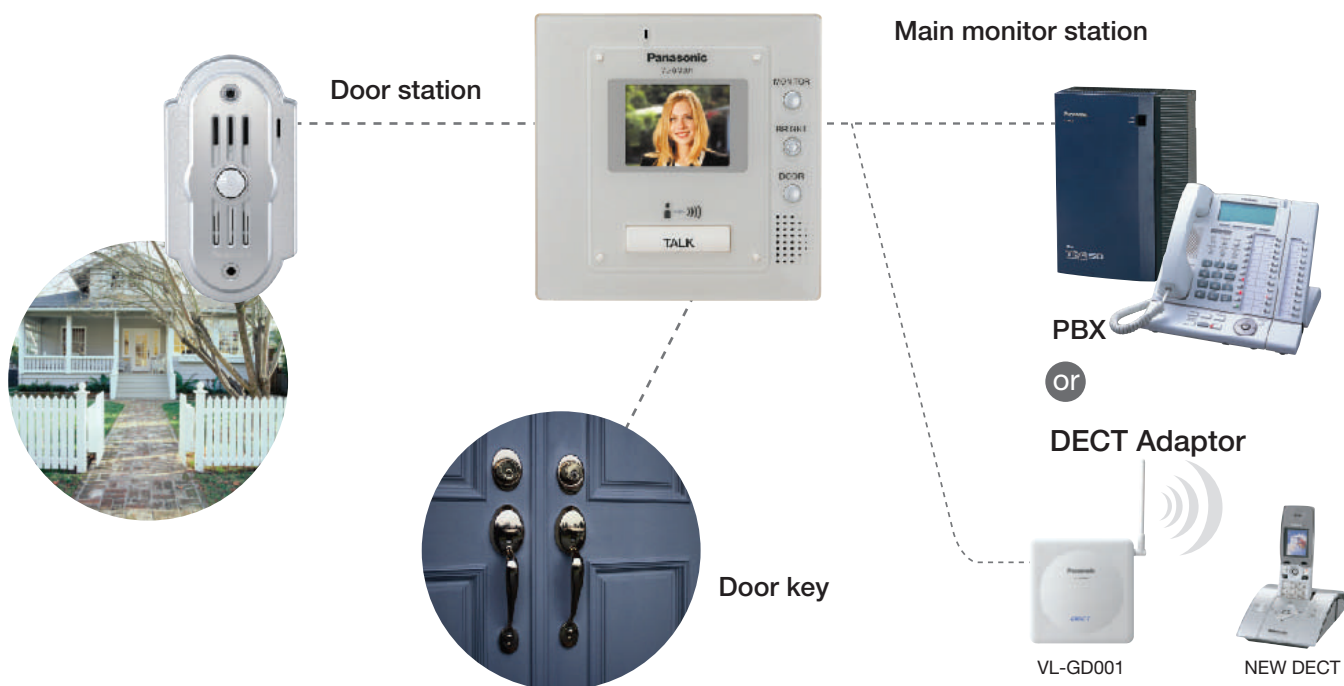


Expandability

It let you connect the system to your phone.

Convenient
for You

See and talk to visitor before



Easy-to-see Color LCD monitor

It's easy to see who's at the door, thanks to a color LCD with automatic brightness compensation and adjustable contrast. In dim evening light, the image displayed is brighter than the actual light level. At night, an infrared LED in the camera unit lets you see your visitor's face from around 19 inches (50 cm) away.*

*At night, images are black and white.



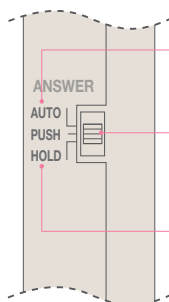
• Daytime

• Nighttime



Easy communication Hands-free operation

When you're holding something you can't put down right away, this function lets you answer without having to press a button. Just use the knob on the monitor station unit to select any one of the three response methods outlined below.



- **Voice response**
Simply talk.
No need to press a button.
- **Touch and talk**
Just touch the button once and begin talking.
Useful when it's noisy inside.
- **Press and talk**
Hold the button down and talk.
Useful when it's noisy around the outside unit.

5-step brightness adjustment Monitor

If something seems suspicious, just press the Monitor button for a minute to see and hear what's outside. Indoor sounds cannot be heard from outdoors. This function works when the system is in normal standby condition.

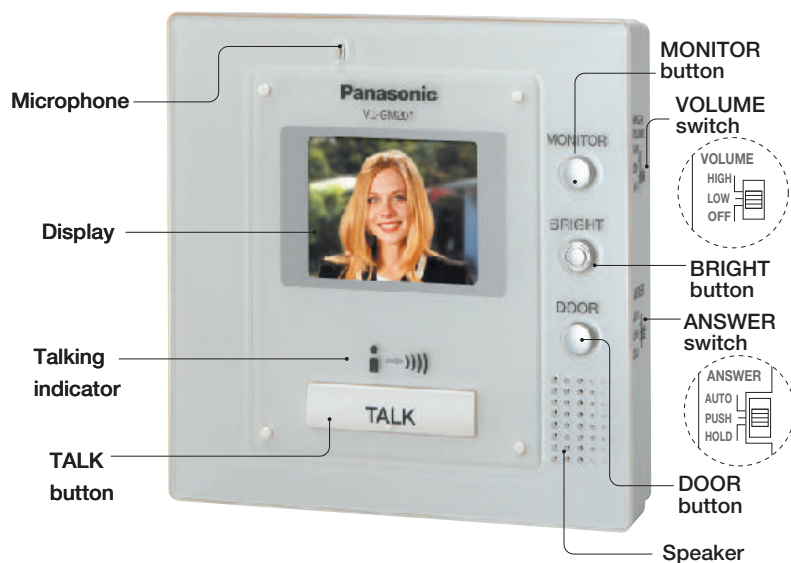


Unlock the door from Inside Door strike connection

You can open an electronic door lock from the monitor station. There's no need to go all the way to the door each time a guest arrives - especially convenient when you're hosting a party.



ore opening the door



Expandable Line Up

Door station



Monitor station



Compatible Panasonic PBXs*

KX-TDA600
KX-T206
KX-TA624
KX-TEA308
KX-TES824
KX-TDA15
KX-TDA30
KX-TDA100
KX-TDA200

*Please consult your dealer in detail.



PBX
or **DECT Adaptor**






VL-GD001



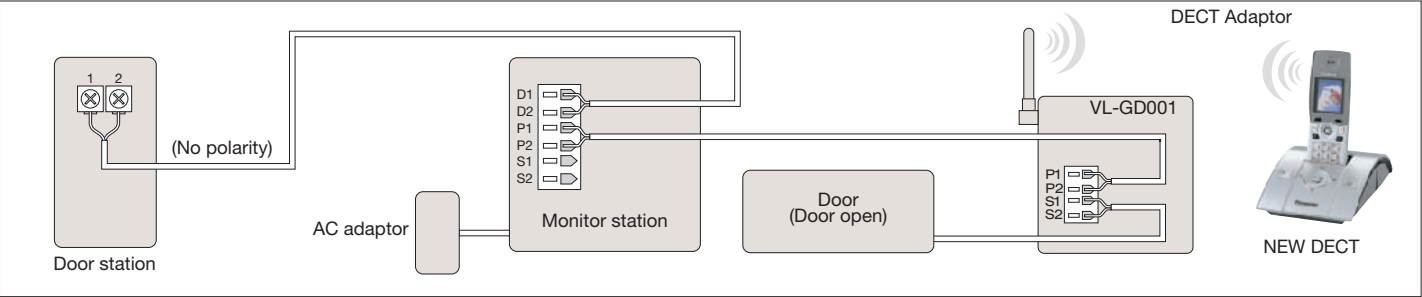
NEW DECT

■ Specifications

VL-G201			
Monitor Station			
Design		Indication Time of Video Monitor	-Outside Call (Calling)
			Approx. 30 second
			-Monitoring
			1 minute
			-Outside Call (Talking)
System Configurations	1 monitor 1 camera		1 minute 30 seconds
			-Outside Call (Press to Talk)
			1 minute
		Brightness	5 steps
		Installation	Surface Mount / Desk Mount
LCD Size	2.5"	Dimensions	W136 x D32 x H136 mm
Communication	Handsfree or Press-to-talk	Material	ABS
Answer by Voice	•	Power Consumption	Stand-by 30 mA, Operation 420 mA (DC 24V)
Ringer Volume	OFF / LOW / HIGH	Operating Environment	0°C~40°C
Camera Capability	1	Monitor~Power Supply	30 m (Fire Alarm Cable)
Door Strike	• (1circuits)	Main Monitor~Camera	100 m (CAT3 Cable)
PBX / Doorphone Adaptor Connect	• (1circuits)		
Door Station			
Design		Angle Adjustment	Left & Right
		Operating Environment	-10°C~50°C
		Power Supply	From Monitor
		Lighted Key	• (Blue Light)
		Camera Device	CCD (250k pixels)
Colour	Silver / Brass	Minimum Brightness	Approx. 1 Lux / 50 cm from Camera
Material	Aluminum	Infrared Camera	•
View Area	-Horizon (50cm from Camera)	Approx. Left & Right	58 cm (60°)
		Angle Change	65 cm (75°)
	-Vertical (50cm from Camera)	Approx. Upside	43 cm (46°)
		Splash Resistant	•
		Dimensions	W90 x D35 x H165 mm

VL-GD001 (option)			
Doorphone Adaptor			
Design		Dimensions	Approx. W140 x D41.5 x H140 mm
		Mass (weight)	Approx. 245 g
		Operating Environment	0°C to 40°C, Up to 90% RH (Relative Humidity) non condensing
		Installation method	Wall mount (Wall mount bracket included)
Power Supply	9V DC	External Material	Flame retardant ABS resin
Current Consumption	Stand-by: Approx. 48 mA Operation: Approx. 120 mA		

■ Wiring diagram



■ Wiring diagram

